

## SQL-POS E-Invoice

Purchase from year 01/01/2024 will be included, just email to query free license.

Minimum SQL Accounting Version Required: 861

Add On Module:

Advance Commission base on	<input type="radio"/> Bill <input type="radio"/> Item <input checked="" type="radio"/> None
Serial Number Module	<input checked="" type="radio"/> Yes <input type="radio"/> No <input type="radio"/> None
Batch No. Module	Size <input checked="" type="radio"/> Yes <input type="radio"/> No <input type="radio"/> None
E-Wallet ,Credit Card Module	<input checked="" type="radio"/> Yes <input type="radio"/> No <input type="radio"/> None
Sync Module	<input type="radio"/> Yes <input type="radio"/> No <input checked="" type="radio"/> None
Member Module	<input type="radio"/> Yes <input type="radio"/> No <input checked="" type="radio"/> None
Sales Order	<input checked="" type="radio"/> Yes <input type="radio"/> No <input type="radio"/> None
BOM Picking List	<input type="radio"/> Yes <input type="radio"/> No <input checked="" type="radio"/> None
Tenant Report Module	<input checked="" type="radio"/> Yes <input type="radio"/> No <input type="radio"/> None
Advance Scale Module	<input type="radio"/> Yes <input type="radio"/> No <input checked="" type="radio"/> None
Outlet Analysis Module	<input type="radio"/> Yes <input type="radio"/> No <input checked="" type="radio"/> None
E-Invoice Module	<input checked="" type="radio"/> Yes <input type="radio"/> No <input type="radio"/> None

Setting E-Invoice

E-INVOICE INFO

Can Submit E-Invoice  Can Submit Consolidate E-Invoice  Check SQL Account before Submit

Subscript With QR TIN service

Register Name: IT UNICODE SDN BHD

Address Line 1: No 1, 2nd Floor, Jalan Setia Dagang AK U13/AK,

Address Line 2: Setia Alam, 40170,

Address Line 3: Shah Alam, Selangor.

TIN: C11063958080 BRN: 200101026072

CITY: Shah Alam Tourism:

STATE: Selangor TEL: 03-78901300

Industries Code: NOT APPLICABLE

Country: Malaysia  Show Common only

Email Address: sales@SQL.com.my1

Environment:

Client ID: 691b1dc7-e481-4265-bc5a-e6af5132a99a

Client Secret 1: \*\*\*\*\*

Client Secret 2: \*\*\*\*\*

Assign Stock classification in Stock Item screen.

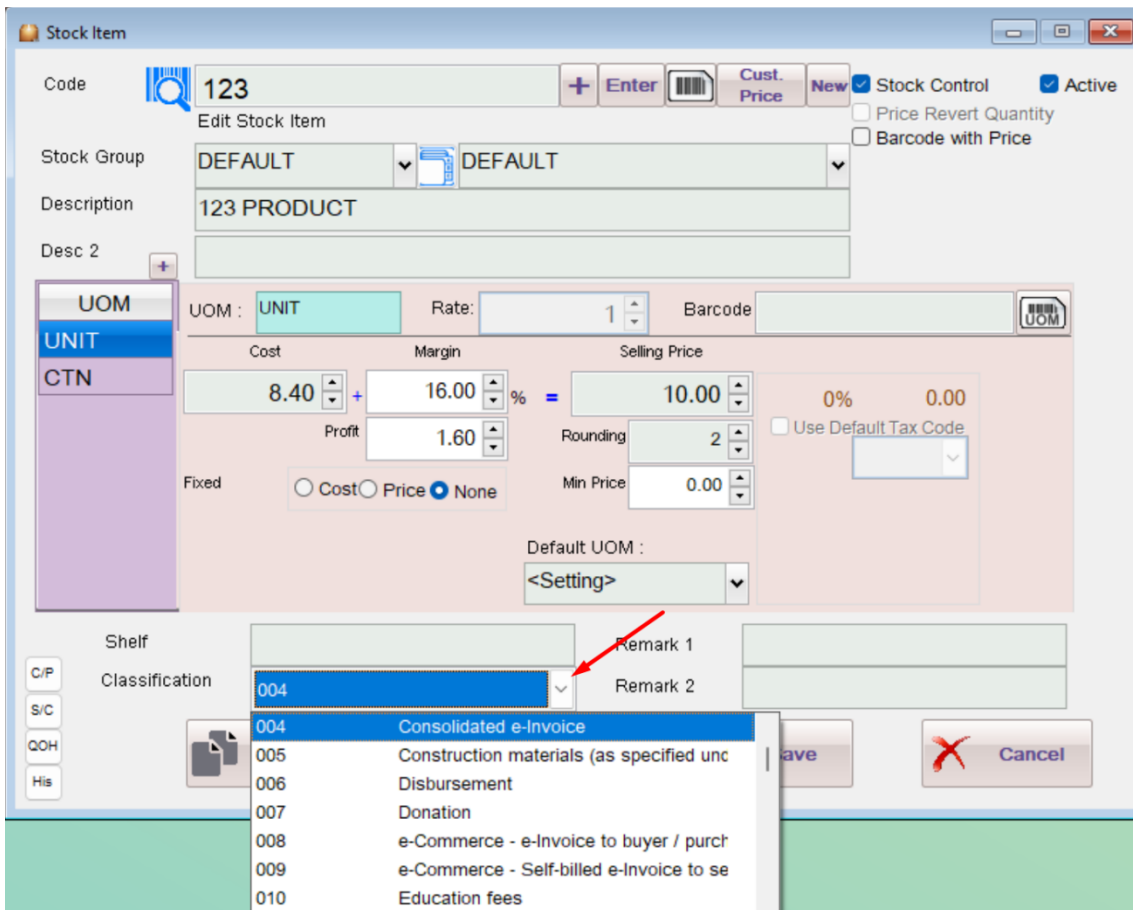
Environment:

Client ID: 691b1dc7-e481-4265-bc5a-e6af5132a99a

Client Secret 1: \*\*\*\*\*

Client Secret 2: \*\*\*\*\*

Right click Client ID to save Secret info in Server, others counter and download this setting.



**This version will check Validated E-Invoice , no allow to delete anymore.**

**Stock Classification will be post to SQL Account Cash Sales also.**

**SQL-POS Posting Method: Daily Posting & Close counter posting**

**SQL-ACC will not have record of each bill e-invoice submission Info.**

**SQL-POS Posting Method: Each Bill or Each Bill Real Time**

**SQL-ACC will have record of each bill e-invoice submission info.**

For customers who had more than 1 counters, can assign different posting method

Eg. Counter 1 : Each Bill posting method, Counter 2. Close counter Posting method.

To enable QRTIN, SQL-POS posting method must be either each bill or each bill real time, our QRTIN web portal will always query client's SQL Accounting database, to read Cash Sales info, check whether is submitted or not, if not allow consumers to fill up their owner info, once finish fill up, click submit, after success, QRTIN server will update client's SQL Accounting database Cash Sales e-invoice submission UUID and LongID.

Receive Payment

Voucher

SST Tax: 0.00  
 Sub Total: 10.00  
 Scan QR / Discount:   
 Rounding: 0.00  
 Total Amount: 10.00

Multiple Payment  
 Pay by: CASH

Tender Amount: 0.00

7 8 9  
 4 5 6  
 1 2 3  
 < 0 .

OK Cancel

INVOICE

Simple Invoice Invoice

CASH Credit Card Credit Term

Customer / Member: 300-A0001 Search Add

A HOME

Address Member E-invoice Read MyKad Update

NRIC: 721028105323  
 TIN: IG6316389060 VD  
 Tourism: TEST1  
 Sales Tax No.: 123  
 Service Tax No.: 456  
 Postcode: 50480 City: KUALA LUMPL  
 State: WP KUALA Country:   
 E-Invoice Submission: E-Invoice

Chq. No.:  Ref.:   
 Name: Mr. Delta  
 H/P No.:  IC:

Can click [VD] to do Tin validation.

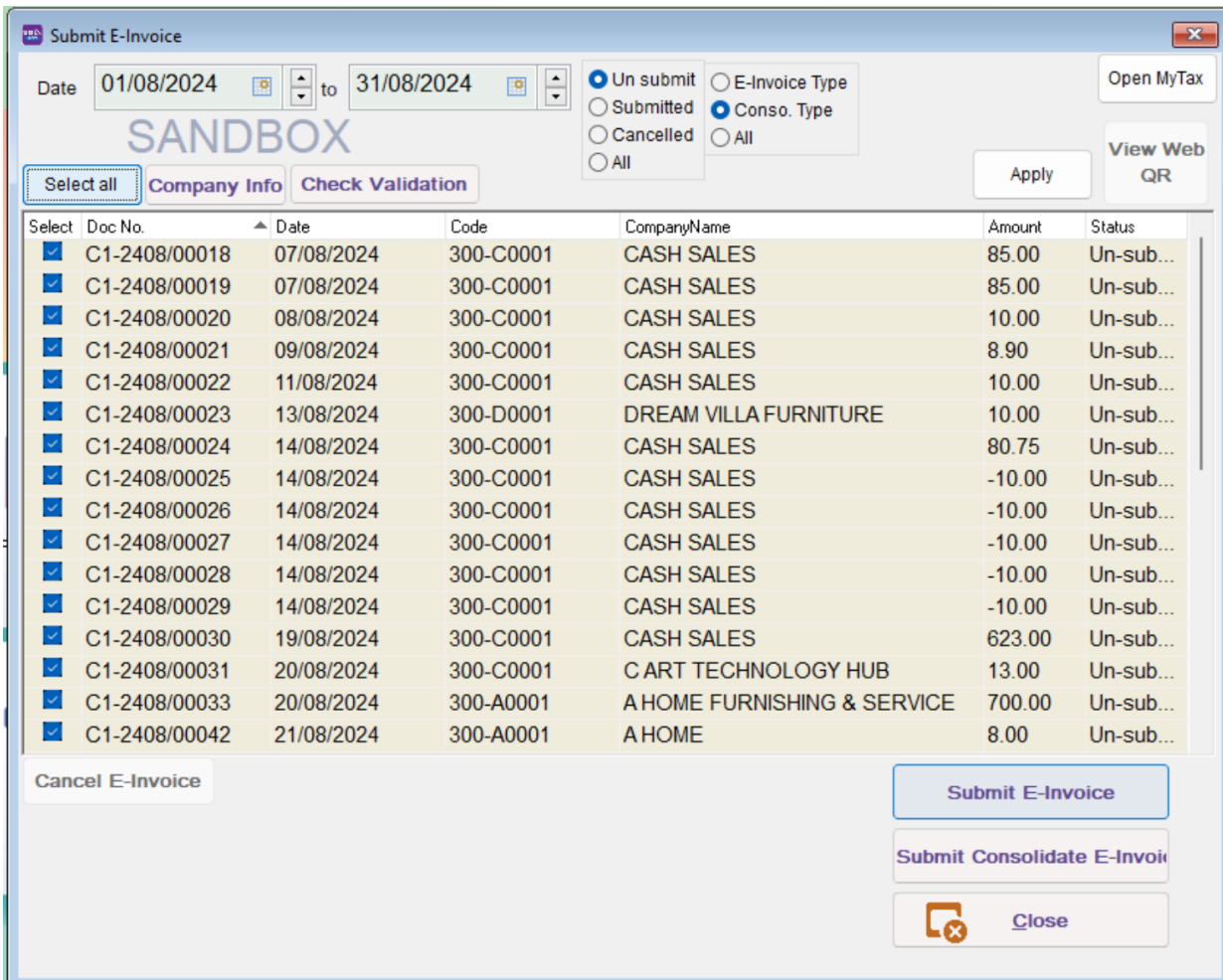
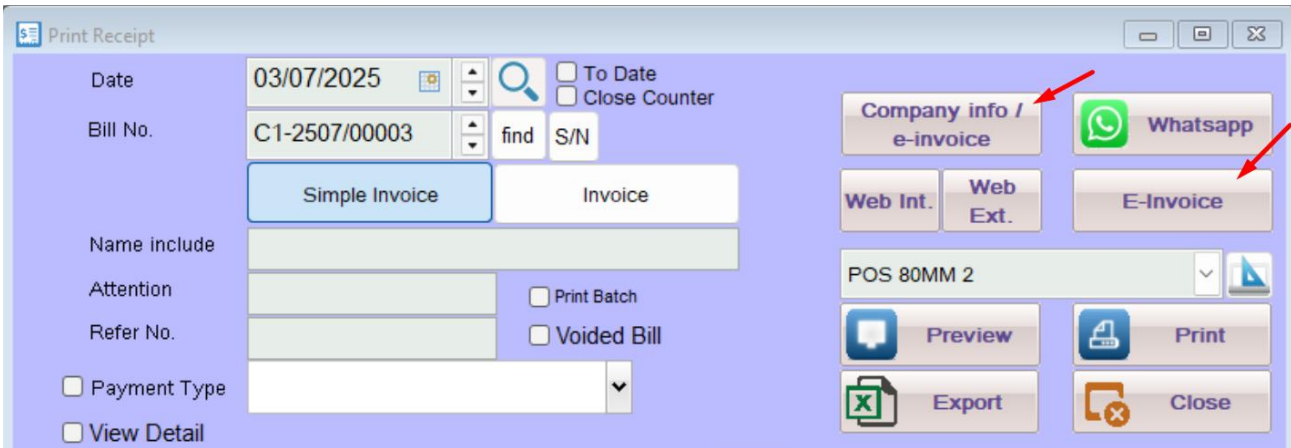
Collected TIN number will post to SQL Account Cash Sales.

Change Info

TOTAL 8.00  
 TENDER 10.00  
 CHANGE 2.00

F3 Whatsapps F5 Company info / e-invoice F6 Print Receipt Esc OK

After payment collection, can direct click Submit E-invoice.



Who ever going to use E-Invoicing must switch to Each Bill /(real time) posting method.

Daily & Close counter posting is suitable for Consolidate E-Invoice only.

SQL-POS Setting Database: C:\USERS\PUBLIC\UNIPOS501\SQL-POS-0001.fdb Ver.: 5.2024.501.358

System Receipt & License Device POS Screen Payment SQL Account Others

Database in: This Computer

Database Location: C:\eStream\SQLAccounting\DB\ACC-0001.FDB 001 selec DCF

Firebird Password Load info

Database Information: Auto

Company Name: IT UNICODE SDN BHD

Remark: 2024  Run This POS when call from SqlAcc

Posting:  show desc

Positng Type: Each Bill (real time)  Direct Write to SQL ACC  
Daily Basic  Auto Post after close counter  
Each Bill (real time)  
Each Bill  
Each Close Counter

Cash Sales Number: 123 Maintain Bill No.  Use Custom Format Debtor Ctl. Acc: 300-000

OK

There is another cloud subscription is available, this service is allow end user submit his own Tin number into SQL Accounting Database.

A QR barcode will be printed on SQL-POS & SQLmPOS receipt footer.

